

West End South CID Feedback

Monday, November 16, 2020

66

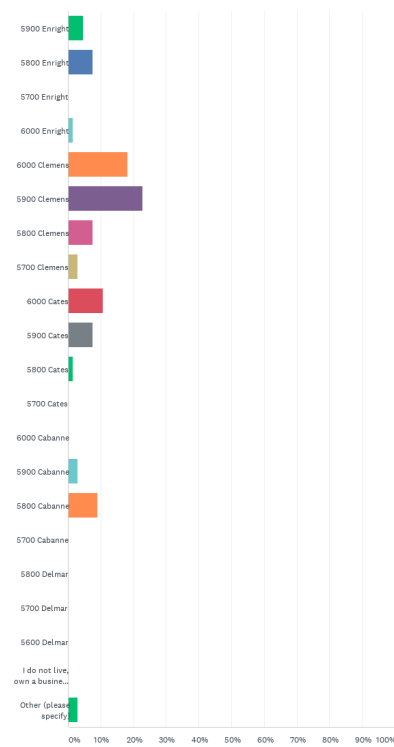
Total Responses

Date Created: Wednesday, August 01, 2018

Complete Responses: 53

Q1: Which block do you; own a property, business, or live on?

Answered: 66 Skipped: 0



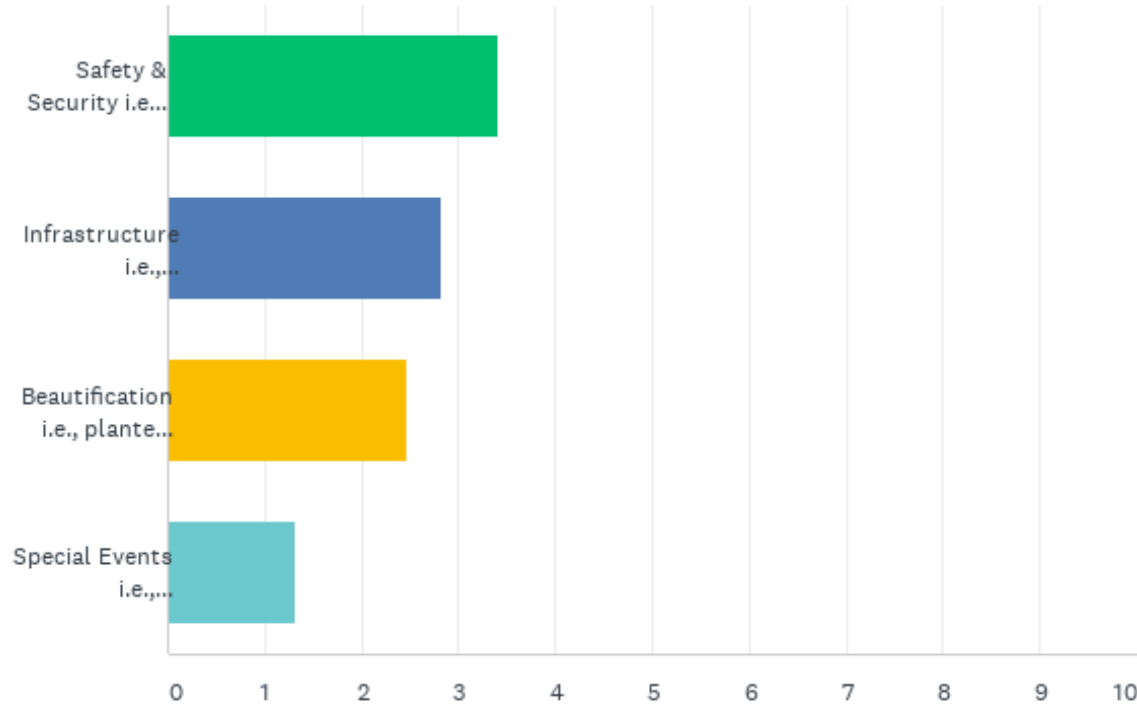
Q1: Which block do you; own a property, business, or live on?

Answered: 66 Skipped: 0

ANSWER CHOICES	RESPONSES	
5900 Enright	4.55%	3
5800 Enright	7.58%	5
5700 Enright	0.00%	0
6000 Enright	1.52%	1
6000 Clemens	18.18%	12
5900 Clemens	22.73%	15
5800 Clemens	7.58%	5
5700 Clemens	3.03%	2
6000 Cates	10.61%	7
5900 Cates	7.58%	5
5800 Cates	1.52%	1
5700 Cates	0.00%	0
6000 Cabanne	0.00%	0
5900 Cabanne	3.03%	2
5800 Cabanne	9.09%	6
5700 Cabanne	0.00%	0
5800 Delmar	0.00%	0
5700 Delmar	0.00%	0
5600 Delmar	0.00%	0
I do not live, own a business, or a property within the boundary.	0.00%	0
Other (please specify)	3.03%	2
Total Respondents: 66		

Q2: Please rank the priorities in order of the services that you prefer, with your first choice being the most preferred service and the last being your least preferred service.

Answered: 61 Skipped: 5



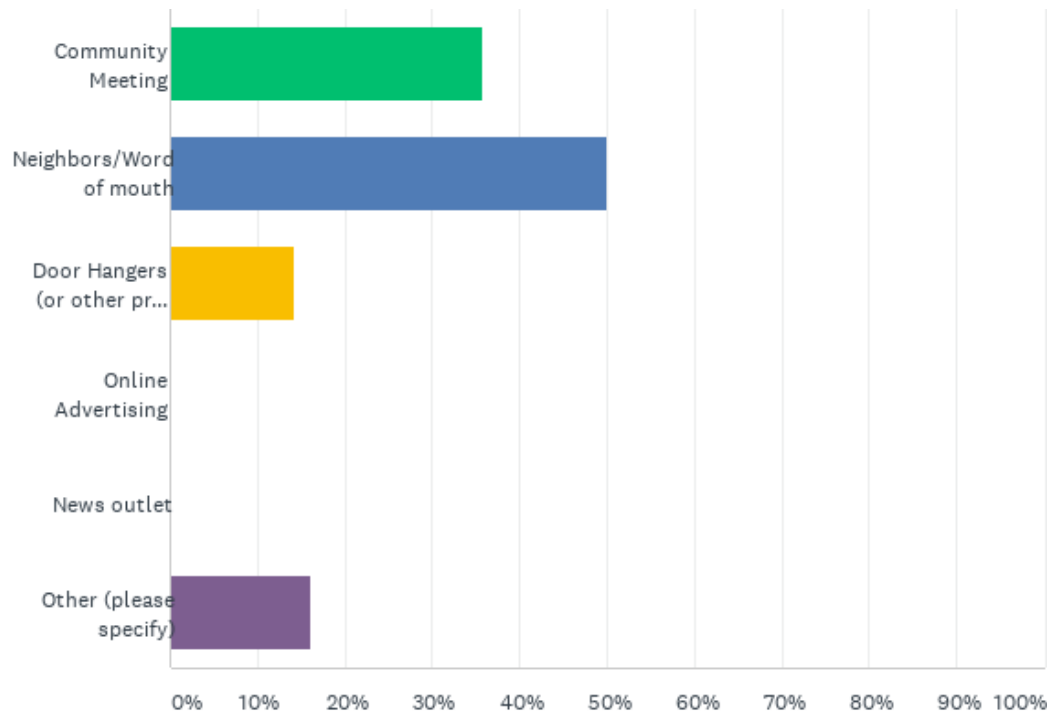
Q2: Please rank the priorities in order of the services that you prefer, with your first choice being the most preferred service and the last being your least preferred service.

Answered: 61 Skipped: 5

	1	2	3	4	TOTAL	SCORE
Safety & Security i.e., security patrols, camera network, etc.	63.93% 39	19.67% 12	9.84% 6	6.56% 4	61	3.41
Infrastructure i.e., pedestrian street lighting, sidewalk repair, road calming, etc.	18.03% 11	52.46% 32	22.95% 14	6.56% 4	61	2.82
Beautification i.e., planters, flowers, community gardens, trash cleanup, etc.	14.75% 9	22.95% 14	55.74% 34	6.56% 4	61	2.46
Special Events i.e., neighborhood festivals, community picnics, marketing, etc.	3.28% 2	4.92% 3	11.48% 7	80.33% 49	61	1.31

Q4: How did you learn about the West End South CID?

Answered: 56 Skipped: 10



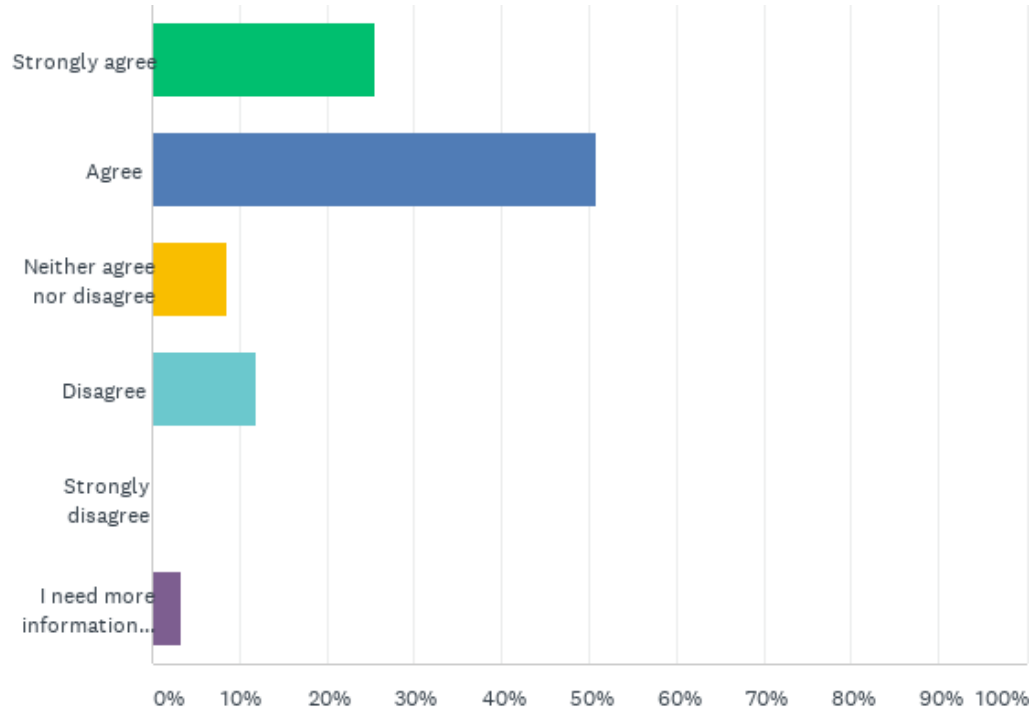
Q4: How did you learn about the West End South CID?

Answered: 56 Skipped: 10

ANSWER CHOICES	RESPONSES	
Community Meeting	35.71%	20
Neighbors/Word of mouth	50.00%	28
Door Hangers (or other print advertising)	14.29%	8
Online Advertising	0.00%	0
News outlet	0.00%	0
Other (please specify)	16.07%	9
Total Respondents: 56		

Q5: I am confident in my understanding of what a CID is.

Answered: 59 Skipped: 7



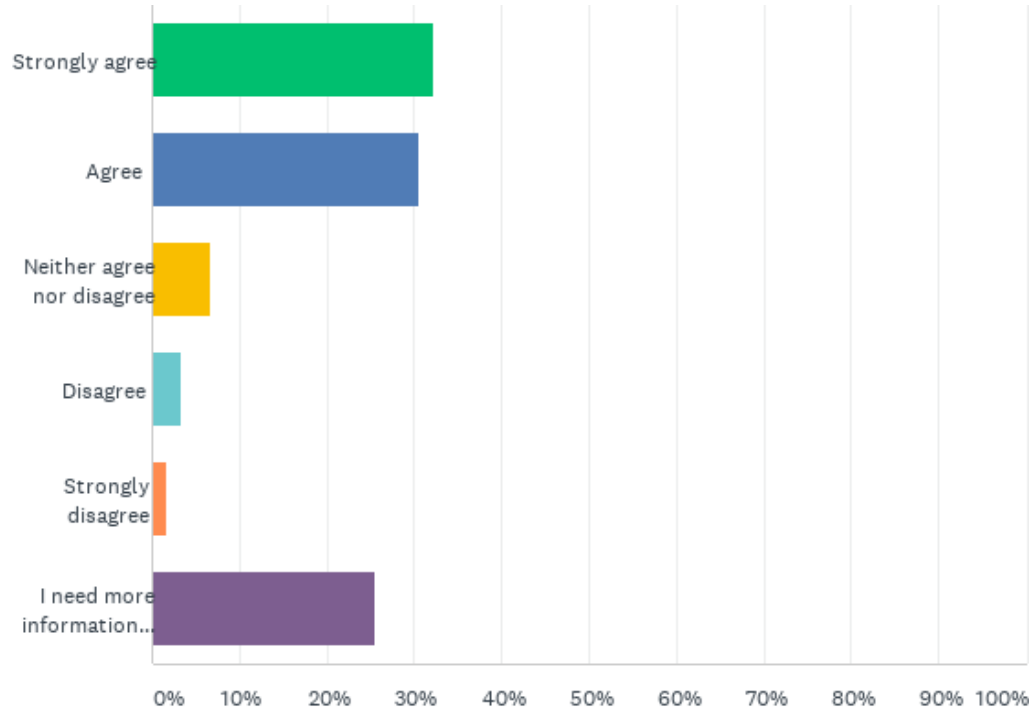
Q5: I am confident in my understanding of what a CID is.

Answered: 59 Skipped: 7

ANSWER CHOICES	RESPONSES	
Strongly agree	25.42%	15
Agree	50.85%	30
Neither agree nor disagree	8.47%	5
Disagree	11.86%	7
Strongly disagree	0.00%	0
I need more information before I can answer this question.	3.39%	2
TOTAL		59

Q6: I support creating a CID in the southwest portion of the West End Neighborhood.

Answered: 59 Skipped: 7



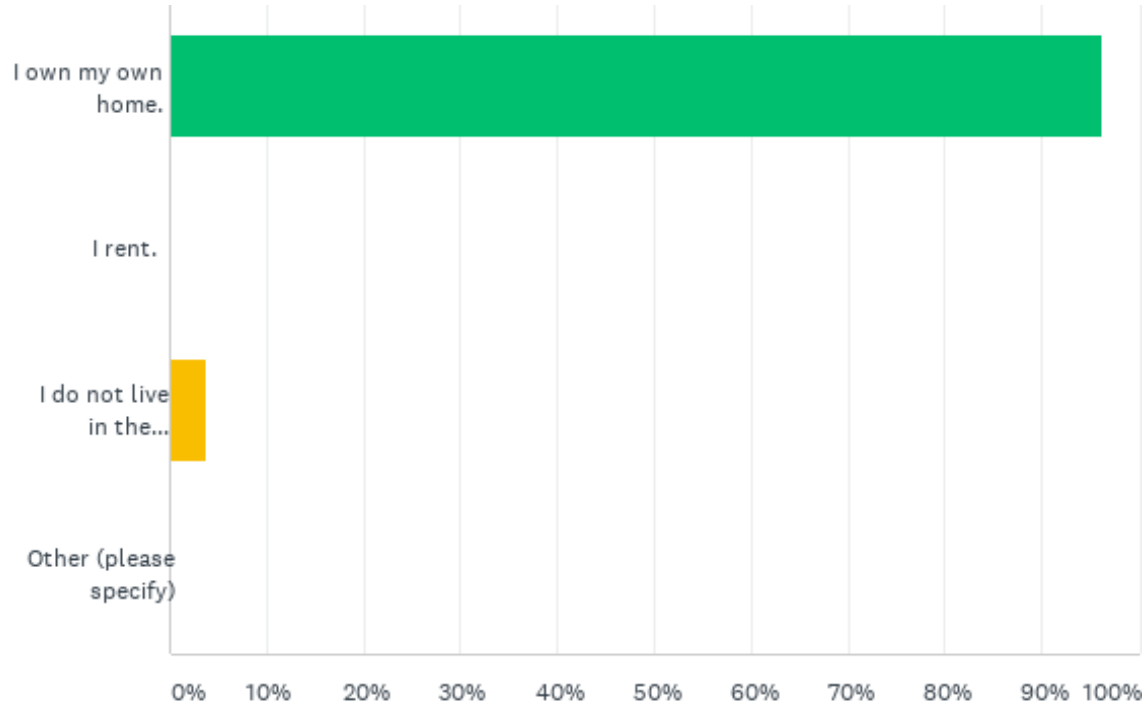
Q6: I support creating a CID in the southwest portion of the West End Neighborhood.

Answered: 59 Skipped: 7

ANSWER CHOICES	RESPONSES	
Strongly agree	32.20%	19
Agree	30.51%	18
Neither agree nor disagree	6.78%	4
Disagree	3.39%	2
Strongly disagree	1.69%	1
I need more information before I can answer this question.	25.42%	15
TOTAL		59

Q8: Which of the following best describes your living situation?

Answered: 53 Skipped: 13



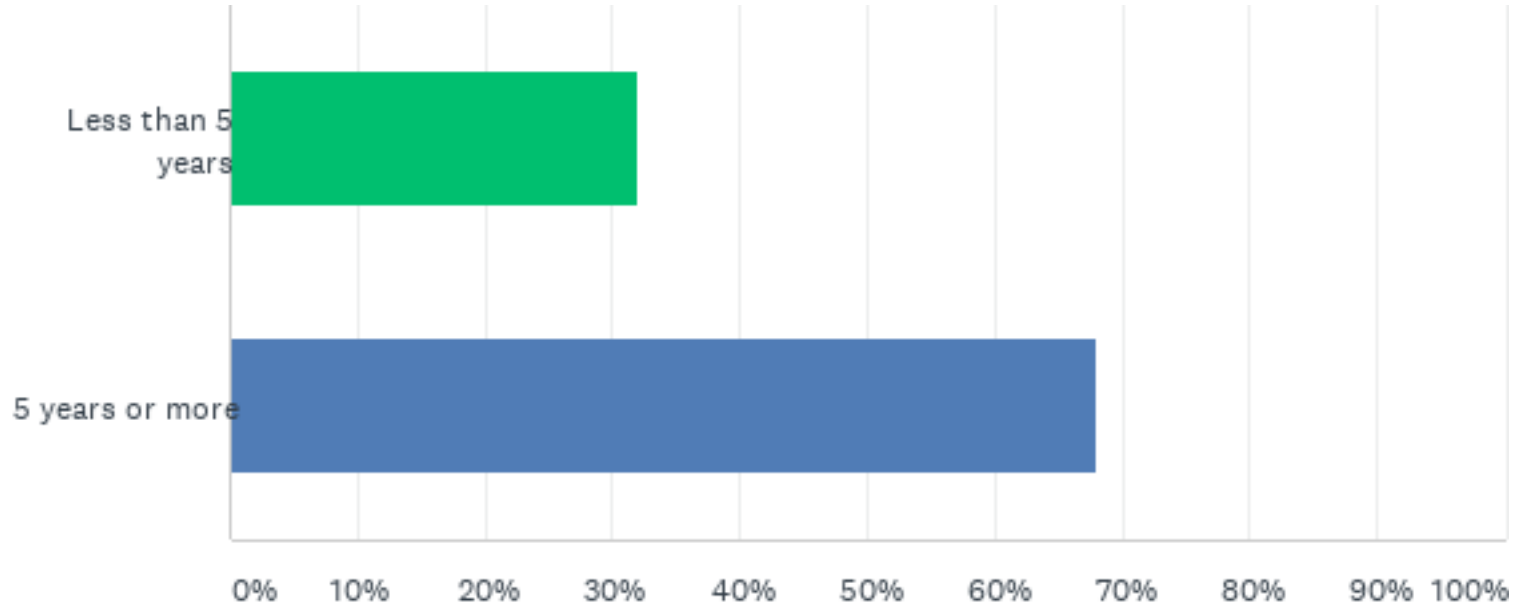
Q8: Which of the following best describes your living situation?

Answered: 53 Skipped: 13

ANSWER CHOICES	RESPONSES	
I own my own home.	96.23%	51
I rent.	0.00%	0
I do not live in the neighborhood but own property.	3.77%	2
Other (please specify)	0.00%	0
TOTAL		53

Q9: How long have you lived or owned property in the neighborhood?

Answered: 53 Skipped: 13



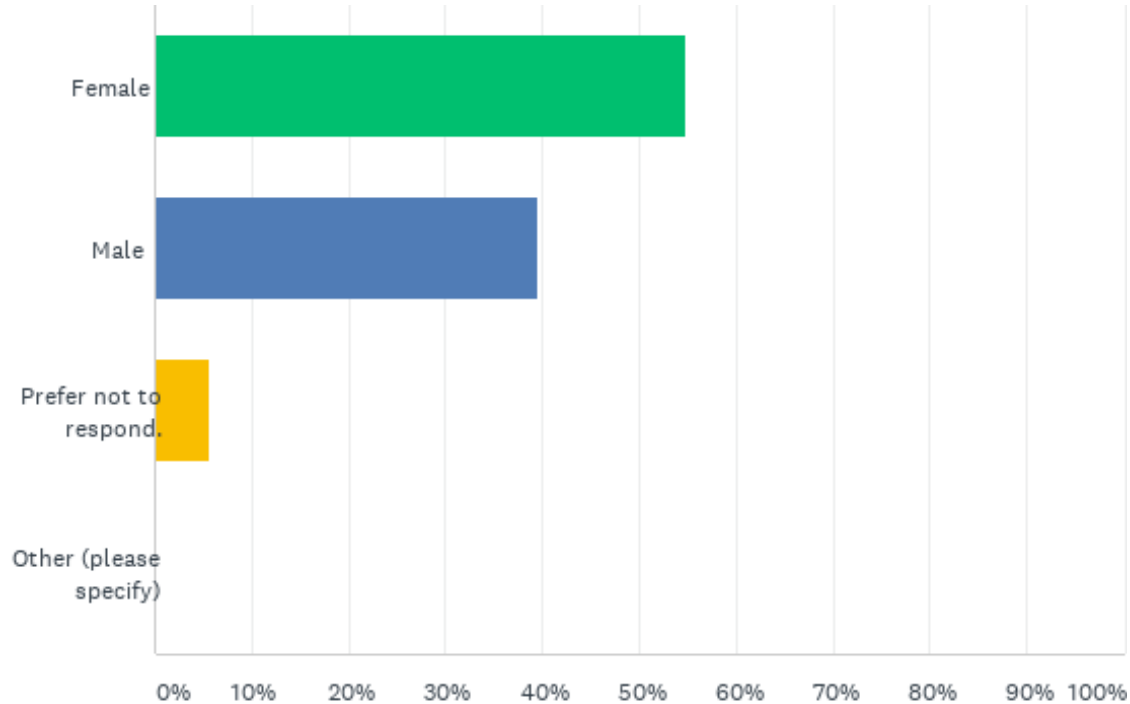
Q9: How long have you lived or owned property in the neighborhood?

Answered: 53 Skipped: 13

ANSWER CHOICES	RESPONSES	
Less than 5 years	32.08%	17
5 years or more	67.92%	36
TOTAL		53

Q10: What is your gender?

Answered: 53 Skipped: 13



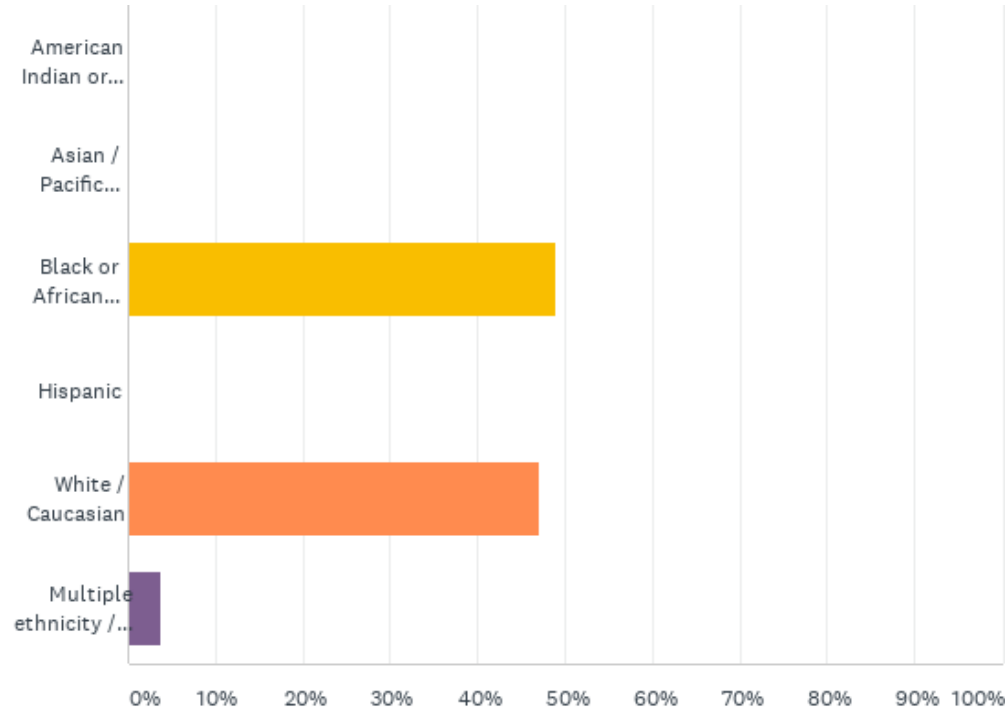
Q10: What is your gender?

Answered: 53 Skipped: 13

ANSWER CHOICES	RESPONSES	
Female	54.72%	29
Male	39.62%	21
Prefer not to respond.	5.66%	3
Other (please specify)	0.00%	0
TOTAL		53

Q11: Which race/ethnicity best describes you? (Please choose only one.)

Answered: 53 Skipped: 13



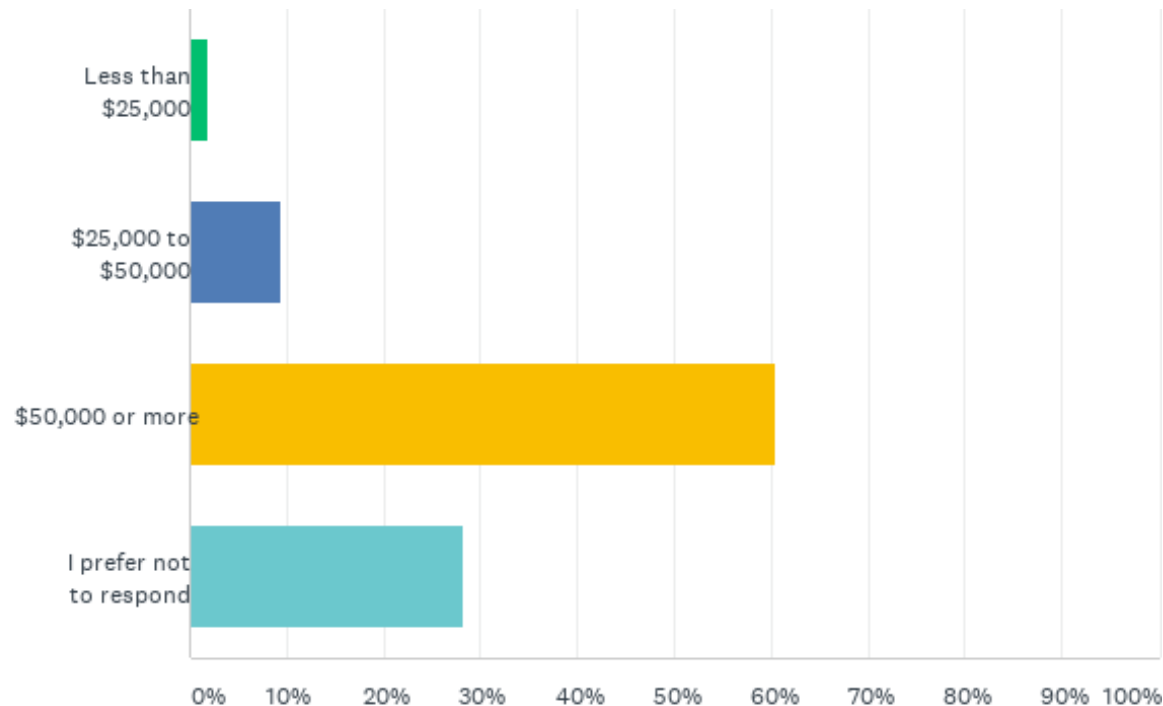
Q11: Which race/ethnicity best describes you? (Please choose only one.)

Answered: 53 Skipped: 13

ANSWER CHOICES	RESPONSES	
American Indian or Alaskan Native	0.00%	0
Asian / Pacific Islander	0.00%	0
Black or African American	49.06%	26
Hispanic	0.00%	0
White / Caucasian	47.17%	25
Multiple ethnicity / Other (please specify)	3.77%	2
TOTAL		53

Q12: What was your TOTAL approximate household income in 2017?

Answered: 53 Skipped: 13



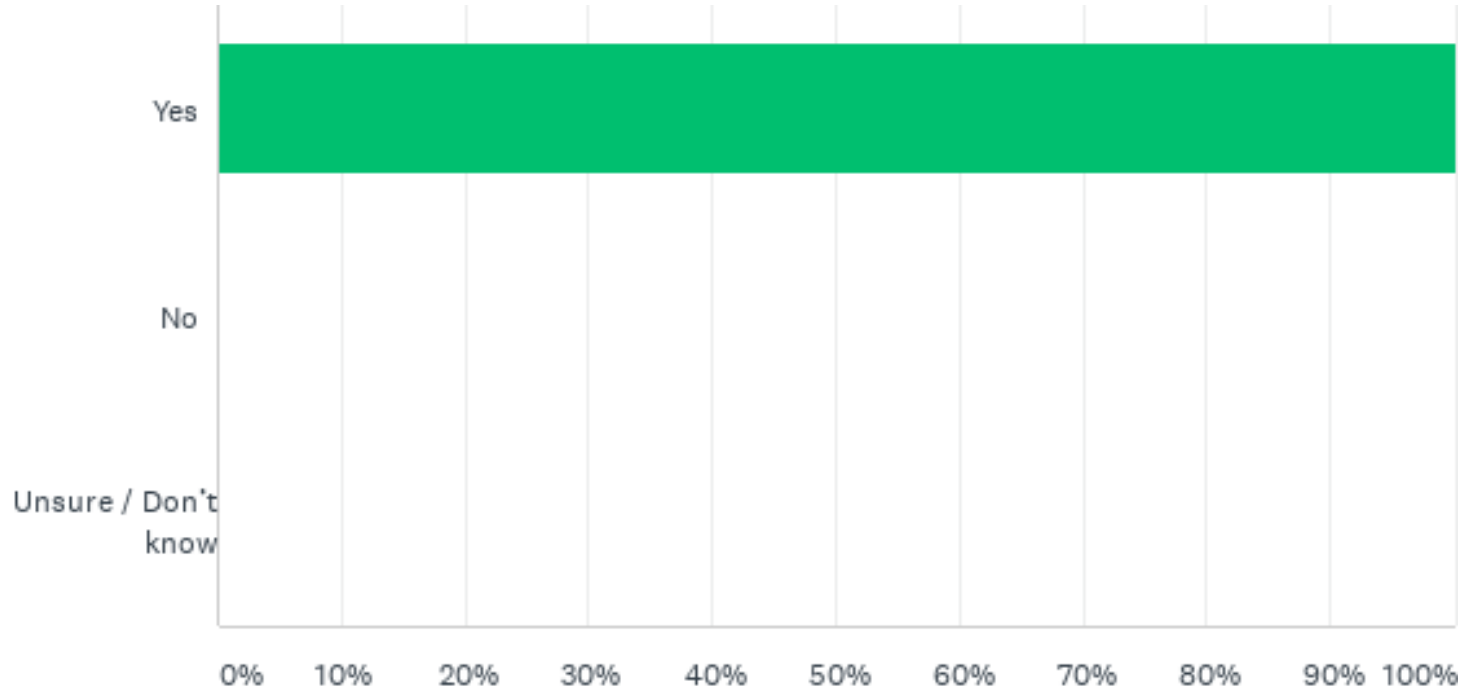
Q12: What was your TOTAL approximate household income in 2017?

Answered: 53 Skipped: 13

ANSWER CHOICES	RESPONSES	
Less than \$25,000	1.89%	1
\$25,000 to \$50,000	9.43%	5
\$50,000 or more	60.38%	32
I prefer not to respond	28.30%	15
TOTAL		53

Q13: Are you a registered voter?

Answered: 53 Skipped: 13



Q13: Are you a registered voter?

Answered: 53 Skipped: 13

ANSWER CHOICES	RESPONSES	
Yes	100.00%	53
No	0.00%	0
Unsure / Don't know	0.00%	0
TOTAL		53